

# EH&S Sticker Order Form

Please fill out the form to request EH&S Stickers. Once form has been received an EH&S member will package and send send stickers via campus mail - USPS if off campus.

Once the form is completed, scroll to the bottom and click on "submit".

\* Required

\* This form will record your name, please fill your name.

## User Contact Information

Please type in requested information.  
Note - These are required fields.

1

Name: \*

2

Email: \*

3

Departmental P.O. Box  
(if research space is off-campus, type in "n/a") \*

4

Off Campus Address  
(off campus UF buildings only)

(if research space is on campus, type in "n/a")

\* EH&S will not mail stickers to home addresses. \*

Sticker Selection

(Read the instruction below on how to complete this order form)

Review the sticker options below. Enter the number of stickers needed in the "Enter your answer" field. For example, if you need five, enter "5". If you do not need a specific sticker, leave it blank or type zero, "0". Further guidance is provided at each sticker option (\*).

After you have completed your entries, scroll to the bottom of the form and click the "Submit" button.

5

Notice Board

\* Notice boards are to be placed on or next to the laboratory entrance. On this notice board, you should add the emergency contact sticker and other notice board sticker depending on the hazards within the space.



6

Campus Notice Board:  
Emergency Contacts

\* Required for all notice boards and must be filled out with 2 names and after hours phone numbers - at least one of the contacts should be the PI.

UNIVERSITY OF FLORIDA

EMERGENCY TELEPHONE NUMBERS

In case of emergency, call each of the following:

1. University Police Department 352-392-1111
2. Environmental Health & Safety 352-392-1591
3. Call in order until one person is notified:

Name \_\_\_\_\_

Phone \_\_\_\_\_

Name \_\_\_\_\_

Phone \_\_\_\_\_

Name \_\_\_\_\_

Phone \_\_\_\_\_

7

Off Campus Notice Board:  
Emergency Contacts

\* Required for all notice boards and must be filled out with 2 names and after hours phone numbers - at least one of the contacts should be the PI.

UNIVERSITY OF FLORIDA

EMERGENCY TELEPHONE NUMBERS

In case of emergency, call each of the following:

- 1) Emergency No. \_\_\_\_\_
- 2) Police Department \_\_\_\_\_
- 3) Call in order until one person is notified.

Name \_\_\_\_\_

Phone \_\_\_\_\_

Address \_\_\_\_\_

Name \_\_\_\_\_

Phone \_\_\_\_\_

Address \_\_\_\_\_

8

Notice Board:  
Privacy Emergency Contacts

\* For labs not wanting to have after hours phone number posted, the Privacy Call List can be posted instead. To use this sticker the privacy call list form must be completed entirely, on an annual basis, and as any changes occur <https://www.ehs.ufl.edu/forms/emergency-call-list-privacy-form/>

University of Florida

Name: \_\_\_\_\_

**Emergency Telephone  
Numbers for this laboratory  
are on file with:**

Environmental Health and Safety  
392-1591

University Police Department  
392-1111

9

Notice Board:  
Wear Safety Glasses

\* Required for all notice boards



10

Notice Board:  
No Smoking

\* Required for all notice boards



11

Notice Board:  
No Sandals, Wear full coverage shoes only.

\* Required for all notice boards

**NO SANDALS****WEAR FULL  
COVERAGE  
SHOES ONLY**

12

Notice Board:  
No food or drink allowed in the area.


\* This sticker can be used on notice boards to designate that a lab room has no designated office area where food and drink are permitted.

**NO FOOD  
OR DRINK  
ALLOWED  
IN THIS AREA**

13

Notice Board:  
Non-flammable gas


\* This sticker should be used on notice boards for labs that have any compressed gas other than Hydrogen, methane, propane, other flammable gases.

**NON-FLAMMABLE  
GAS**

14

Notice Board:  
Corrosive Materials

\* This sticker is used on notice boards for labs that have any acids, bases, or oxidizers.



**CORROSIVE  
MATERIALS**

15

Notice Board:  
Flammable Gas

\* This sticker is used on notice boards for labs that have any flammable gas cylinders, it is not for labs with plumbed natural gas. Please note that Oxygen is an oxidizer and a non-flammable gas.



**FLAMMABLE  
GAS**

16

Notice Board:  
Flammable Solvents

\* This sticker should be used on notice boards for labs that have any flammable liquids.



**FLAMMABLE  
SOLVENTS**

17

Notice Board:  
Cryogen

\* This sticker is used on notice boards for labs that have cylinders of liquid nitrogen, not dewars filled from the large silver cylinders.



18

Notice Board:  
Hearing Protection Required

\* This sticker is used on notice boards for rooms that have loud equipment that the Industrial Hygiene office has determined needs hearing protection worn when in the space. If you think you might need an assessment for the noise level in a space, please reach out to [labsafety@ehs.efl.edu](mailto:labsafety@ehs.efl.edu).



19

Notice Board:  
Ultraviolet Light

\* This sticker is used on notice boards for rooms where short wave UV light is used. Please keep in mind that UV light is not to be used for the sterilization of biosafety cabinets.



20

Notice Board:  
High Voltage

\* This sticker is used on notice boards for rooms that power supplies or equipment operating at 660 volts or higher.



21

Notice Board:  
Laser Light



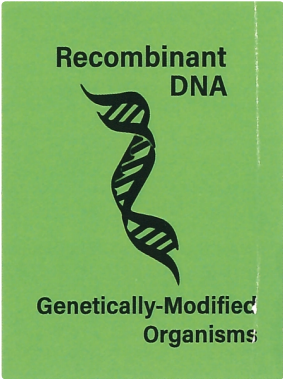
22

Notice Board:  
Biohazard




23

Notice Board:  
Recombinant DNA



24

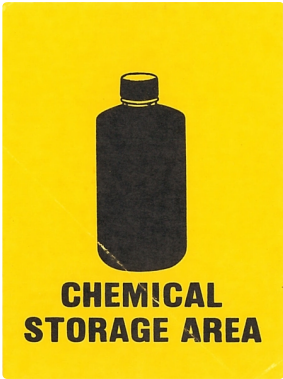
Notice Board:  
Allergens



25

Notice Board:  
Chemical Storage Area

\* This sticker should only be used on notice boards for rooms used for bulk chemical storage. This sticker can be used in the lab for identifying cabinets if desired.



26

Cancer Hazard

\* This sticker is not for notice boards, but can be used to identify cabinets or desiccators used for storing carcinogens.



27

Toxic Chemicals

\* This sticker is not for notice boards, but can be used for identifying cabinets, desiccators and similar items used for storing toxic chemicals.



28

Sink Eye Wash Log

\* This tag needs to be placed on the sink eye wash. The purpose of the tag is to record and ensure that the sink eye wash is being tested monthly.

Inspection Record

Year\_\_\_\_\_

Jan\_\_\_\_ Jul\_\_\_\_

Feb\_\_\_\_ Aug\_\_\_\_

Mar\_\_\_\_ Sep\_\_\_\_

Apr\_\_\_\_ Oct\_\_\_\_

May\_\_\_\_ Nov\_\_\_\_

Jun\_\_\_\_ Dec\_\_\_\_

UF Environmental Health and Safety UNIVERSITY OF FLORIDA

29

First Aid Kit

\* To be used to mark location of first aid kit.



30

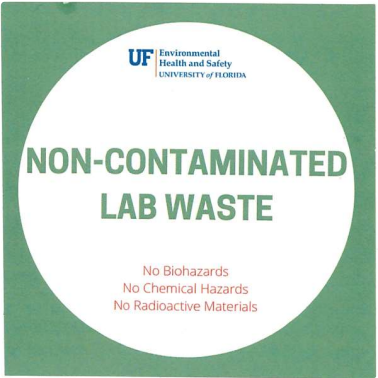
First Aid Kit - Items List

\* To be used as a reminder of items required in a first aid kit.

FIRST AID KIT CONTENTS	
Unit	Description
(16)	1" x 3" Adhesive Bandages
(1)	2.5 yd (total) Adhesive Tape
(10)	Triple Antibiotic Ointment Packets
(10)	Antiseptic Towelettes
(1)	CPR Mask
(1)	4" x 4" Burn Dressing (gel soaked)
(10)	Burn Cream Packets
(1)	4" x 3" Cold Compress
(2)	Sterile Eye covering with means of attachment
(1)	1 fl. oz Eye / Skin wash
(1)	52" x 84" Foil Blanket
(1)	First Aid Guide
(10)	Hand Sanitizer Packets
(2 pairs)	Medical Exam Gloves
(1)	2"x4" Gauze Roll (Roller Bandage)
(1)	Scissors
(2)	3" x 3" Gauze Sterile Pads
(2)	5" x 9" Trauma Pads
(1)	40" x 40" x 56" Triangular Bandage

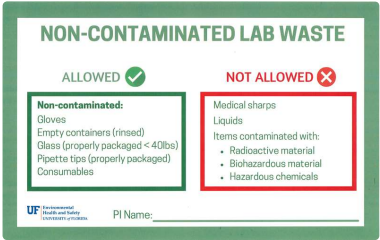
31

Non-Contaminated Lab Waste - Small



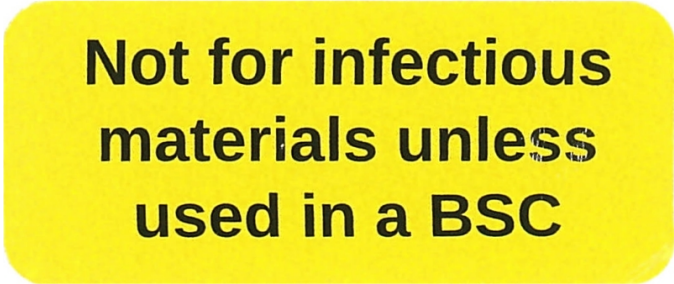
32

Non-Contaminated Lab Waste - Large



33

Not for infectious materials unless used in a BSC - XSmall



34

Biospill Kit



35

Do not touch door handles with gloved hand - Medium



36

Hazardous Waste - Large

HAZARDOUS WASTE

Waste Hazard (Check all that apply)	Chemical (include all constituents) Total should = 100%, No Abbreviations	Approx. Conc. (%)
<input type="checkbox"/> FLAMMABLE		
<input type="checkbox"/> OXIDIZER		
<input type="checkbox"/> CORROSIVE		
<input type="checkbox"/> REACTIVE		
<input type="checkbox"/> TOXIC		
P.I.		
Bldg. & Room #		

PLEASE WRITE LEGIBLY

FORM # EHS-CWLUB 9/17

37

Hazardous Waste - Medium

HAZARDOUS WASTE

Waste Hazard (Check all that apply)	Chemical (include all constituents) Total should = 100%, No Abbreviations	Approx. Conc. (%)
<input type="checkbox"/> FLAMMABLE		
<input type="checkbox"/> OXIDIZER		
<input type="checkbox"/> CORROSIVE		
<input type="checkbox"/> REACTIVE		
<input type="checkbox"/> TOXIC		
P.I.		
Bldg. & Room #		

PLEASE WRITE LEGIBLY

FORM # EHS-CWLUB 4/17

38

Appliances:  
Food only

\* This sticker should be used on all microwaves, toaster ovens, fridges, and freezers used for food for human consumption.

**FOOD ONLY**  
**IN THIS UNIT**

39

Refrigerator/Freezer/Cold Room Emergency Contact

UNIVERSITY OF FLORIDA  
EMERGENCY TELEPHONE NUMBERS  
UPD 392-1111      EH&S 392-1591

☐ This refrigerator/freezer/cold room is on an alarm, system and is monitored by:

Tel:

☐ Call in order until one person is notified:

Name

Phone

Name

Phone

Lab Location

Materials Used:

40

Appliance:  
No Food or Drink Allowed In This Unit



**NO FOOD OR DRINK**  
**ALLOWED IN THIS UNIT**

41

Appliances:  
Medicine Refrigerator

\* This sticker is intended for clinics to identify medicine storage fridges.

**Medicine Refrigerator Only**  
**No Food, Drink or Specimens**  
**Check and Record Temperature Daily**

42

For Lab Use Only - Not for human consumption

\* This sticker is intended for ice makers, appliances and food items that are intended for lab usage and should not be eaten.

**FOR LAB USE ONLY**  
**NOT FOR HUMAN CONSUMPTION**

43

Appliance:  
No flammable liquid in refrigerator/freezer.

**DANGER**  
**DO NOT PUT FLAMMABLE LIQUID**  
**IN THIS REFRIGERATOR/FREEZER**

44

Cold Rooms:  
Danger, not for chemical storage, not explosion proof, no dry ice or liquid nitrogen storage, no ventilation or fresh air.

DANGER

• NOT FOR CHEMICAL STORAGE

• NOT EXPLOSION PROOF

• NO DRY ICE OR LIQUID NITROGEN STORAGE

• NO VENTILATION OR FRESH AIR

45

Experiment in Progress Notice

UP Environmental Health and Safety UNIVERSITY OF FLORIDA

EXPERIMENT IN PROGRESS

Name: \_\_\_\_\_

Phone #: \_\_\_\_\_

Start date/time: \_\_\_\_\_

End date/time: \_\_\_\_\_

Chemicals or biological agents in use: \_\_\_\_\_

Equipment in use (hot plate, stir plate only, pump, etc.): \_\_\_\_\_

Additional notes: \_\_\_\_\_

Please include experimental setup diagram on the back

46

Universal Waste Mercury Devices

UNIVERSAL WASTE MERCURY DEVICES

FLORIDA STATE LAW PROHIBITS IMPROPER DISPOSAL  
THIS MATERIAL IS REGULATED IN ACCORDANCE WITH FAC 62-737.400(5)(b)

ACCUMULATION START DATE \_\_\_\_\_

### Universal Waste - Batteries

FEDERAL LAW PROHIBITS IMPROPER DISPOSAL  
THIS MATERIAL IS REGULATED IN ACCORDANCE WITH 40 CFR PART 273

ACCUMULATION START DATE

## Universal Waste Mercury Lamps

FLORIDA STATE LAW PROHIBITS IMPROPER DISPOSAL  
THIS MATERIAL IS REGULATED IN ACCORDANCE WITH FAC 62-737.400(5)(b)

ACCUMULATION START DATE

Used Oil

Type of Oil: \_\_\_\_\_

P.I.: \_\_\_\_\_

Bldg. &amp; Room #:

50

Biohazard - Large

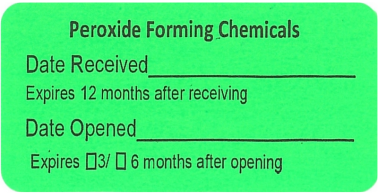
\* This sticker is used to label large items that require a biohazard symbol.



51

Peroxide Forming Chemicals

\* This sticker is used to label and date peroxide forming chemical containers.



52

Chemical Spill Kit



53

It's great to be a safer gator!



54

Gear Up, Gator! Wear your PPE



55

Wear your PPE- They say curiosity killed the cat. It was actually "the lack of health and safety in the curiosity research labs" that killed the cat



56

Non- Biomedical, Biological Waste For Inactivation

\*This should be placed on the bin that contains the clear, unmarked autoclave bag for non-biomedical, biological waste\*

**Non-Biomedical,  
Biological Waste**  
  
**For inactivation**